

GEBERIT SYSTEM ACCESSORIES

Optional Installation Accessories for Duofix Carrier Frames

SPECIFICATIONS

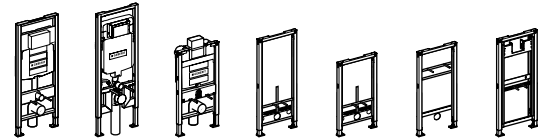
Installation accessories for Geberit Duofix concealed carrier. Accessories shall be for alternate frame installation.

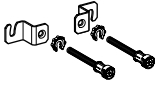
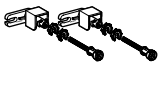


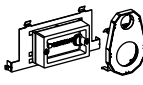
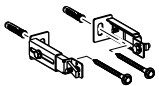


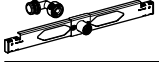


FEATURES

- Installation accessories for:
- For Geberit Sigma and Omega and systems with concealed tanks
 - For more details see chart

WARRANTY

- One-year limited warranty against manufacturers' defect



Description	Model Number	111.335	111.798	111.012	111.520	111.524	111.490	111.625
		111.902	111.597	111.018				
 Frame to wall anchoring for 5.125"-7.875" (13-20 cm) thick unfinished pre-wall	111.013.00.1		✓					
 Frame to wall anchoring for 5.125"-7.875" (13-20 cm) thick unfinished pre-wall	111.815.00.1	✓		✓	✓	✓	✓	✓
 Frame to wall anchoring for 5.125"-7.875" (13-20 cm) thick unfinished pre-wall corner installations	111.835.00.1	✓	✓	✓	✓	✓	✓	✓
 Support brackets for wall-hung toilets with small contact surface (thin profiles)	111.847.00.1	✓		✓				
 Fire protection set for Sigma Concealed Tank 90 min. fire resistance to DIN EN 1364-1:1999-10	111.863.00.1	✓						
 Frame to wall anchoring where foot installations into floor are not allowed for 5.125"-7.875" (13-20 cm)	111.867.00.1	✓	✓	✓	✓	✓	✓	✓
 Fastening set for sinks with 14.9"-22.8" (38-58 cm) mounting centers	111.868.00.1						✓	
 Frame to wall anchoring extensions for 7.875"-15.75" (20-40 cm) thick (unfinished pre-wall)	111.887.00.1	✓	✓	✓	✓	✓	✓	✓
 Crossbar for inlet 1/2" thread	242.042.00.1							✓
 Retrofit adapter for inlet, 1/2" thread NEW! March 2018	242.309.00.1							✓
 Elbow supply fitting set, Gun Metal	465.034.00.2				✓	✓	✓	



Geberit
2100 S. Clearwater Drive
Des Plaines, IL 60018
USA

P 847-803-7777
F 847-849-1845

www.geberit.us

ARCHITECT/ENGINEER APPROVAL		Variations Specified:
Job Name:	_____	_____
Date:	Quantity:	Customer/Wholesaler:
_____	_____	_____
Model Specified:	_____	Contractor:
_____	_____	Architect:
_____	_____	_____