

GEBERIT TYPE 70 REMOTE BUTTON ACTUATORS

For Sigma and Omega Concealed Tanks, 2x6 and 2x4 installations

SPECIFICATIONS

Actuators for concealed tank and carrier system. Remote push buttons shall be glass, stainless steel. All components shall be compliant with applicable codes and product standards.

FEATURES

- Designed to maintain appearance push after push
- Incorporates water saving possibilities when used with Geberit dual-flush tanks 1.6 GPF (6 LPF) and 0.8 GPF (3 LPF) or 1.28 GPF (4.8 LPF) and 0.8 GPF (3 LPF)
- Available in a variety of colors and materials
- All can be placed anywhere within a 5.5 ft. radius of the concealed tank
- For furniture as well as solid and drywall construction
- Pneumatic remote flush
- Moving parts are accessible behind cover plate
- Accessible (ADA) versions available
- Includes mounting hardware

WARRANTY

- One-year limited warranty



Geberit
2100 S. Clearwater Drive
Des Plaines, IL 60018
USA

P 847-803-7777
F 847-849-1845

www.geberit.us

Dual-Flush Remote Button Actuators for Concealed Installations

Style	Material	Finish	Installation System		
			Sigma 2x6	Sigma 2x4	Omega 2x6
Type 70	Stainless	Brushed Stainless Steel	115.630.FW.1	115.635.FW.1	115.084.FW.1
		Glass	White Glass	115.630.SI.1	115.635.SI.1
	Black Glass	115.630.SJ.1	115.635.SJ.1	115.084.SJ.1	
		Umber Glass	115.630.SQ.1	115.635.SQ.1	115.084.SQ.1

Cover Plates for use with flush buttons

Style	Material	Finish	Installation System		
			Sigma 2x6	Sigma 2x4	Omega 2x6
	Glass	White	115.766.SI.1	115.766.SI.1	115.082.SI.1
		Brushed Stainless Steel	115.764.FW.1	115.764.FW.1	—
	Customizable	Vandal Resistant	115.766.00.1	115.766.00.1	115.082.00.1
		115.766.00.1	115.766.00.1	115.082.00.1	
	Plastic	Alpine White	115.768.11.1	115.768.11.1	—
Polished Chrome		115.768.21.1	115.768.21.1	—	
Matte Chrome		115.768.46.1	115.768.46.1	—	

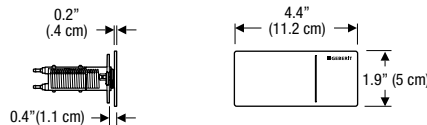
Surface Even Cover Plates for use with flush buttons†

	Plastic	Customizable + rough-in kit	115.696.00.1 + 243.168.00.1	115.696.00.1	115.087.00.1
		Customizable with frame + rough-in kit	115.697.00.1 + 243.168.00.1	115.697.00.1	115.088.00.1

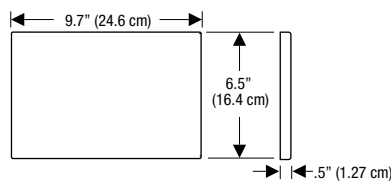
† For tile, stone or other hard surface walls only!

DIMENSIONS

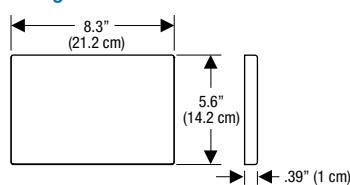
Type70 Dual-Flush



Sigma Cover Plate for use with flush buttons



Omega Cover Plate for use with flush buttons



Products marked with comply with the American Disabilities Act (ADA) when installed per the requirements of the latest ADA Accessibility Guidelines (ADAAG) and/or ICC/ANSI A117.1.



ARCHITECT/ENGINEER APPROVAL

Job Name: _____

Date: _____ Quantity: _____

Model Specified: _____

Variations Specified: _____

Customer/Wholesaler: _____

Contractor: _____

Architect: _____