

GEBERIT SIGMA70 ACTUATORS

For Sigma Concealed Tanks, 2x6 and 2x4 Installations

SPECIFICATIONS

Actuators for concealed tank and carrier system. Actuator flush plates shall be glass, zinc die-cast or fabricated stainless steel and plated to guard against scratches. All components shall be compliant with applicable codes and product standards.


FEATURES

- Designed to maintain appearance push after push
- Moving parts are accessible behind actuator flush plate
- Made of glass, zinc die cast or stainless steel and plated
- Available in a variety of unique combinations of finish/color
- Incorporates water saving possibilities when used with Geberit dual-flush tanks 1.6 GPF (6 LPF) and 0.8 GPF (3 LPF) or 1.28 GPF (4.8 LPF) and 0.8 GPF (3 LPF)
- Includes mounting frame and hardware

WARRANTY

- One-year limited warranty

Dual-Flush Actuators, Sigma 2x6 Installation

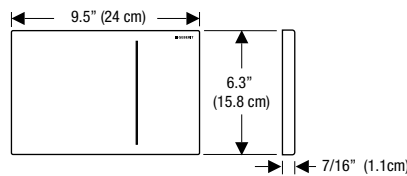
Style	Material	Finish	Model No.
	Plastic	Customizable	115.620.00.1
	Stainless	Br SS	115.620.FW.1
	Glass	White Glass	115.620.SI.1
		Black Glass	115.620.SJ.1
		Umber Glass	115.620.SQ.1

Dual-Flush Actuators, Sigma 2x4 Installation

Style	Material	Finish	Model No.
	Plastic	Customizable	115.625.00.1
	Stainless	Br SS	115.625.FW.1
	Glass	White Glass	115.625.SI.1
		Black Glass	115.625.SJ.1
		Umber Glass	115.625.SQ.1

DIMENSIONS


Sigma70 Dual-Flush



Geberit
2100 S. Clearwater Drive
Des Plaines, IL 60018
USA

P 847-803-7777
F 847-849-1845

www.geberit.us

Products marked with  comply with the American Disabilities Act (ADA) when installed per the requirements of the latest ADA Accessibility Guidelines (ADAAG) and/or ICC/ANSI A117.1.



ARCHITECT/ENGINEER APPROVAL

Job Name: _____

Date: _____ Quantity: _____

Model Specified: _____

Variations Specified: _____

Customer/Wholesaler: _____

Contractor: _____

Architect: _____