

GEBERIT RECTANGLE REMOTE BUTTON ACTUATORS

For Sigma and Omega Concealed Tanks, 2x6 and 2x4 installations

SPECIFICATIONS

Actuators for concealed tank and carrier system. Remote and push buttons shall be zinc die-cast, molded plastic and plated to guard against scratches. All components shall be compliant with applicable codes and product standards.

FEATURES

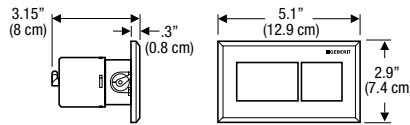
- Designed to maintain appearance push after push
- Incorporates water saving possibilities when used with Geberit dual-flush tanks 1.6 GPF (6 LPF) and 0.8 GPF (3 LPF) or 1.28 GPF (4.8 LPF) and 0.8 GPF (3 LPF)
- Available in a variety of colors and materials
- All can be placed anywhere within a 5.5 ft. radius of the concealed tank
- Pneumatic remote flush
- Moving parts are accessible behind cover plate
- Accessible (ADA) versions available
- Includes mounting hardware

WARRANTY

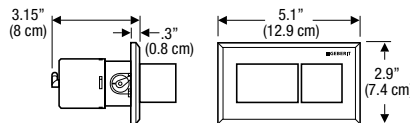
- One-year limited warranty

DIMENSIONS

Rectangle

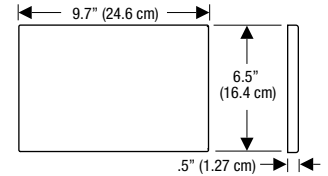


Rectangle, ADA

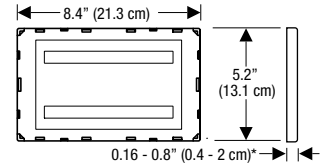


Sigma Cover Plate for use with flush buttons

Standard:

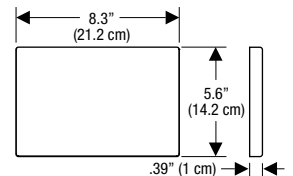


Customizable for surface-even install:

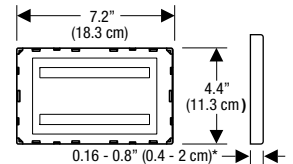


Omega Cover Plate for use with flush buttons

Standard:



Customizable for surface-even install:



*NOTE: Customizable surface-even cover plate accepts typical wallcovering materials to disguise the service opening. Minimum finished wall is $\geq 3/4"$ (1.8 cm) plus cover thickness up to a maximum of 2" (5 cm) total.

Products marked with comply with the American Disabilities Act (ADA) when installed per the requirements of the latest ADA Accessibility Guidelines (ADAAG) and/or ICC/ANSI A117.1.



Geberit
2100 S. Clearwater Drive
Des Plaines, IL 60018
USA

P 847-803-7777
F 847-849-1845

www.geberit.us



ARCHITECT/ENGINEER APPROVAL

Job Name: _____

Date: _____ Quantity: _____

Model Specified: _____

Variations Specified: _____

Customer/Wholesaler: _____




Contractor: _____

Architect: _____

GEBERIT RECTANGLE REMOTE BUTTON ACTUATORS



For Sigma and Omega Concealed Tanks, 2x6 and 2x4 installations

Dual-Flush Remote Button Actuators


Style	Material	Finish	Installation System		
			Sigma 2x6	Sigma 2x4	Omega 2x6
	Plastic	Polished Chrome-Matte Chrome**	116.051.KA.1	116.053.KA.1	116.051.KA.1
		Black-Chrome <i>NEW!</i>	116.051.KV.1	116.053.KV.1	116.051.KV.1
	Zinc	Brushed Chrome	116.051.GH.1	116.053.GH.1	116.051.GH.1
	Plastic	Polished Chrome 	116.052.21.1	116.054.21.1	116.052.21.1

** Finishes follow this pattern = Frame-Button

Cover Plates for use with flush buttons

Style	Material	Finish	Installation System		
			Sigma 2x6	—	Omega 2x6
	Glass	White	115.766.SI.1	—	115.082.SI.1
		Brushed Stainless Steel Vandal Resistant	115.764.FW.1	—	—
		Customizable	115.766.00.1	—	115.082.00.1
	Plastic	Alpine White	115.768.11.1	—	—
		Polished Chrome	115.768.21.1	—	—
		Matte Chrome	115.768.46.1	—	—

Surface Even Cover Plates for use with flush buttons†

	Plastic	Customizable + rough-in kit	115.696.00.1 + 243.168.00.1	—	115.087.00.1
		Customizable with frame + rough-in kit	115.697.00.1 + 243.168.00.1	—	115.088.00.1

† For tile, stone or other hard surface walls only!

Geberit
2100 S. Clearwater Drive
Des Plaines, IL 60018
USA

P 847-803-7777
F 847-849-1845

www.geberit.us